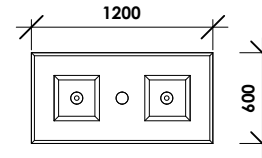
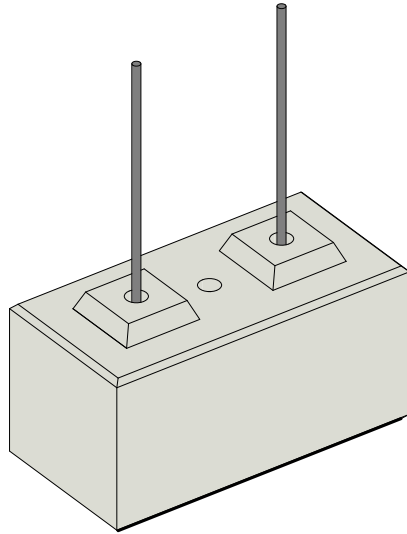
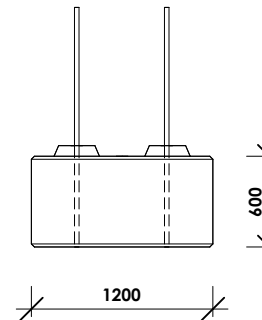


CORE FILL



PLAN



CORE FILL FRONT VIEW

All modeling and documentation remains the property of InfraBlock Pty Ltd. These modeling examples are not engineering limitations and all structures requiring engineering should be done so with the relevant professionals.



INFRABLOCK

LOCATION
BURLEIGH - GOLD COAST - QLD

EMAIL
info@infrablock.com.au


TITLE
CORE FILL

PHONE
0478 102 201

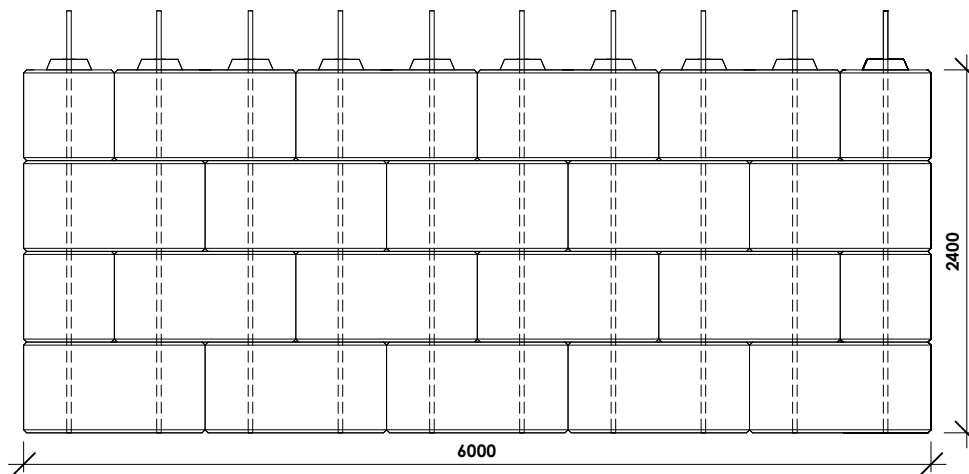
SCALE
1 : 50

DATE
APR/2024

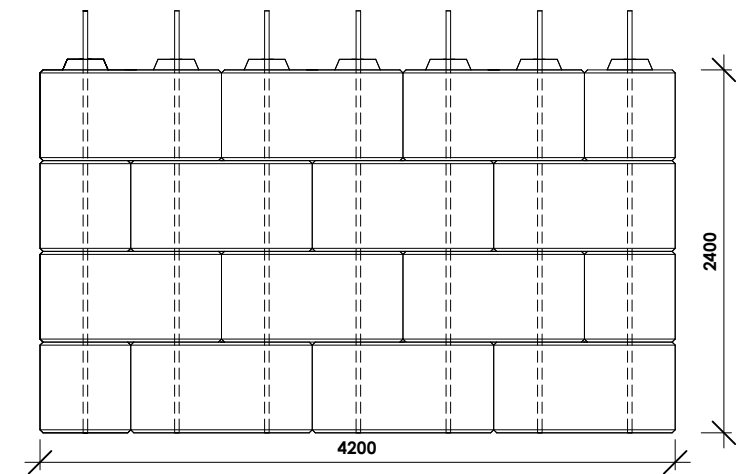
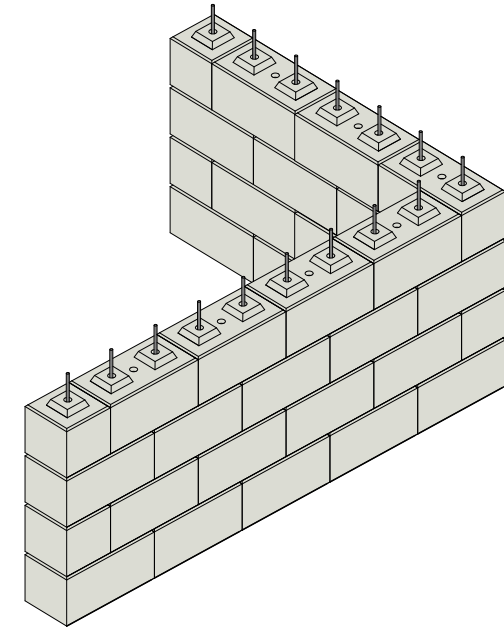
SHEET
C01



CORE FILL PLAN



CORE FILL FRONT VIEW



CORE FILL SIDE VIEW

All modeling and documentation remains the property of InfraBlock Pty Ltd. These modeling examples are not engineering limitations and all structures requiring engineering should be done so with the relevant professionals.



INFRABLOCK

LOCATION
BURLEIGH - GOLD COAST - QLD

EMAIL
info@infrablock.com.au

TITLE
CORE FILL

PHONE
0478 102 201

SCALE
1 : 50

DATE
APR/2024

SHEET
C02